

# Annual Report 2020



## CONTENTS

03	Our Principles
04	Introduction
06	Our four principal objectives
14	The Norwegian Red Cross nationally
16	The Red Cross internationally
18	Annual Report 2020
28	Activity accounts
30	Balance sheet
32	Cash flow statement
35	Notes
50	Auditor's report
54	Organisation

Children continue to be injured and killed all over the world. War and conflict cannot be stopped by corona – neither can we. Omar, 10, was injured in his leg before arriving at the Al Hol camp in Syria. At the Red Cross field hospital he underwent surgery (photo is from 2019). (Photo: Mari Aftret Mortvedt/ICRC)

# The fundamental principles of the Norwegian Red Cross

## Humanity

The Red Cross is founded on a desire to bring assistance without discrimination to the wounded on the battlefield. In both its international and national capacities, it endeavours to prevent and alleviate human suffering. Its purpose is to protect life and health and to ensure respect for the individual. The Norwegian Red Cross promotes mutual understanding, friendship, cooperation and lasting peace amongst all peoples.

## Impartiality

The Norwegian Red Cross provides aid regardless of nationality, ethnicity, religious beliefs, class or political conviction. Its sole endeavour is to alleviate need and provide rapid assistance where need is the greatest.

## Neutrality

In order to continue to enjoy unilateral confidence, the Red Cross does not take sides in hostilities or engage at any time in controversies of a political, racial, religious or ideological nature.

## Independence

The Red Cross is independent. Even though the national Red Cross will assist the authorities during war and in emergencies and is subject to laws of their respective countries, the Red Cross must always maintain their autonomy so that they may be able at all times to act in accordance with the principles of the Movement.

## Voluntary service

The Red Cross is a humanitarian relief organisation based on voluntary membership and is not prompted in any manner by the desire for financial gain.

## Unity

There can be only one Red Cross organisation in any one country. It must be open to all and carry out its humanitarian work throughout its territory.

## Universality

The Red Cross is a worldwide movement in which the national Red Cross organisations have equal status and share equal responsibilities and obligations to help one another.

Adopted at the 20th International Red Cross Conference in Vienna in 1965.



**Cover:** When the corona virus came to Norway, there was a lot of extra ambulance driving for Stein Teppen, head of the ambulance service in Akershus. Red Cross volunteers across the country have made a formidable effort during the pandemic. (Photo: Erik Norrud)

Design and layout: **Spoon**  
spoonagency.no

# An extreme year

*There is always pride in presenting a report on the humanitarian efforts our volunteers achieve throughout a whole year. Nevertheless, this annual report is very special.*

To experience what voluntary efforts have accomplished in times of crisis, and to experience the creativity and willingness of our volunteers on behalf of those who need us has surpassed everything we have ever seen. All parts of the organisation have mobilised and impressed: The Norwegian Red Cross Search and Rescue Corps, Care and Youth, and volunteers and staff have stood together.

The review of 2020 is naturally characterised by one dominant theme: COVID-19, the pandemic and all of its consequences. 2020 was an extreme year. Both the humanitarian needs and the humanitarian effort became larger, different and more extensive than anyone can remember. We didn't have a crystal ball, we didn't know there was going to be a pandemic or what it would entail. But as an emergency responder, the Norwegian Red Cross must be prepared for the unforeseen. And when the crisis hit, we were prepared – with cooperation agreements with the municipalities, with training of volunteers and with exercises. And, just as importantly: With knowledge of, and experience with, society's most vulnerable groups.

## Geared up

The first days and weeks of the corona pandemic were terribly busy in the Norwegian Red Cross. We said about the effort that we needed to "shift gear to gear up." When services and institutions closed, volunteers were there for those who were left alone or needed help. Norwegians looking for outdoor experiences in their own country were met by the Norwegian Red Cross Search and Rescue Corps both in the mountains and by the lakes. Volunteers have taken care of people and provided information, assistance in testing and vaccination, transporting patients and much more. Many have carried on even though they themselves have experienced painful consequences of the pandemic, such as the loss of next of kin or unemployment.

We expressed concern early on for older and younger age groups in particular, and we rigged our efforts to reach those who need it most. Summer became an exceptional summer where our volunteers provided offers and activities to far more children and young people than ever before. Over 70 local associations established extraordinary summer activities such as beach volleyball school, swimming, fishing and hiking during the school summer holidays. In some places, hiking equipment was also purchased for low-income families. About 12,000 children attended summer camps, activity days, meeting places or received activity packages



Kjersti Løvik and Nils Kenneth Fordal are two of around 20 volunteers who have been welcoming travelers to Værnes since August.

Photo: Aleksander Båtnes

through the Norwegian Red Cross last year. We saw the same mobilisation at Christmas when we reached about 10,000 children and young people with activities and experiences.

## Difficult for many

Many have experienced major mental health challenges. Never before has the Norwegian Red Cross been called out on more searches for people with a presumed risk of suicide. In addition, the call service Cross My Heart has reported increasingly more difficult and serious conversations with children and young people. Topics that are otherwise more usual, such as infatuation and friendship, were overshadowed last year by questions about loneliness, family conflicts, and suicide. Out of the entire population, one in four Norwegians say that they feel more lonely as a result of the pandemic. It is worst for the youngest and oldest.

It has made a profound impression to hear how volunteers have had to turn away weeping young people from the Joint Works because infection control restrictions have placed limits on how many people can be present in a premises. It is impressive how volunteers at short notice set up digital meeting places where everyone can feel included.

## Great needs

The pandemic has highlighted the need for voluntary service almost more than ever. In a country like Norway, with a functioning welfare state and trust between the population and the authorities, the Norwegian Red Cross meets different needs than those we encounter in countries affected by war, conflict and poverty. But efforts to combat the pandemic are global. Nobody is finished with this until everyone is.

In cooperation with the International Committee of the Red Cross (ICRC) and the Finnish Red Cross, the Red Cross in

Norway sent a 60-bed treatment centre to Aden in Yemen last September. The field hospital provides treatment and care to corona-infected patients with mild and moderate symptoms.

## Vulnerable groups

The health crisis is both physical and mental. Care and psychosocial support have been a very important part of the help volunteers have provided all over the world during the pandemic. In Norway, as everywhere, existing needs have become stronger with the crisis. Vulnerable groups are hit harder by illness, by limited access to health care, but also by the economic consequences of a society in lockdown. Loneliness affects particularly hard those who are already without much of a network. Children and young people who grow up with parental neglect are exposed to an even tougher existence when they have little or no contact with anyone other than their immediate family.

## More crises hit

The pandemic has required considerable resources, but other challenges have not been put on hold for this reason. The climate crisis continues with undiminished strength in the midst of the pandemic. The Norwegian Red Cross has a particularly important task in communicating the humanitarian consequences of the climate crisis, and we have sharpened our efforts to document the consequences our volunteers experience up close both in Norway and internationally. Climate changes affect human health, livelihoods, where they can live, and lead to a worsening of war and conflict.

Disasters and situations we haven't yet thought of will also happen. On 4 August last year, Lebanon's capital Beirut was hit by a powerful explosion. The explosion caused a humanitarian

crisis in the midst of an already existing crisis. It also directly affected our staff at the country office for Lebanon and the regional office of the Norwegian Red Cross for the Middle East and Northern Africa. Several of them personally experienced the explosion, some had their homes destroyed and one suffered minor injuries.

In Gjerdrum in Viken, 2020 ended in the worst possible way when a landslide was triggered in the midst of a residential area while most of those who were at home were asleep. 10 people lost their lives, among them a pregnant woman. It is a tragedy that affected the whole of Norway and that will leave a mark for a long time.

## Tremendous effort

Through 2020, we have seen in practice that what works well before a crisis is also what works well in a crisis. We have experienced an organisation that delivers when it is really needed. Both through the pandemic and in events, crises and disasters that have nothing to do with the pandemic, our volunteers throughout Norway have made tremendous efforts in their communities and for their fellow human beings. Good collaboration, creativity and flexibility at all levels of the organisation have allowed us to achieve things we may not have thought we could. There are many people who have had a better year because of the efforts of the Norwegian Red Cross than they otherwise would have had. This means a lot.

*Thor Inge Sveinsvoll*

Thor Inge Sveinsvoll  
President

*Bernt G. Apeland*

Bernt G. Apeland  
Secretary General

Youth from Akershus Red Cross at summer camp at Heia Merket in Valdres in 2020.

# Safe childhood

2020 has been a year in which the need for activity for children and young people in the Norwegian Red Cross has increased and been very important.

It has been a challenging year for both participants and volunteers in the area of childhood, because the pandemic has had a major impact on the lives of all children and young people. Almost 4,430 volunteers have, through our activities and offerings, been present for children and young people during everyday life and during the school holidays, both physically and digitally.

In the past year, we have paid extra attention to children growing up in poor families, and lonely young people. We can clearly see that the pandemic is exacerbating inequalities. "Holidays for All" arranged 63 holiday stays and 78 holiday days across the country for families with children who cannot afford to go on holiday on their own. The Children's Red Cross has organised activities in about 100 groups with everyday activities for children.

The Children's Red Cross (BARK) has had weekly activities in around 100 groups. In addition, we have also ensured that 1,250 children and young people from low-income families have been able to start up in a leisure activity, for which our business partner Coop has covered all expenses.

In 2020, the Norwegian Red Cross ran 14 Joint Works in 11 cities around the country that were visited by 7,441 young people a total of 42,761 times.

The Norwegian Red Cross strengthened the call service Cross My Heart to ensure that children and young people had someone to talk to when everything else closed. During the year, Cross My Heart answered 21,479 inquiries by chat, phone and email. This is an increase of almost 25 per cent from 2019.

The Norwegian Red Cross's online homework help service Digital homework help was given an extra important function after the lockdown in March last year. There was an immediate increase in the number of inquiries, and there was a high level of demand all year round. Volunteers answered a total of 11,279 submitted questions and inquiries on video chat and chat, which corresponds to an increase of more than 100 per cent from last year.

During 2020, 1 350 young people took courses in conflict understanding and conflict management through the Street Meditation service.

**Objective:** Make local communities safe for children and young people



## SAFE CHILDHOOD

3,973

participated in stays and holidays with «Holidays for All».

21,479

inquiries were answered via Cross My Heart

11,279

times children and young people received help with homework digitally

1,350

young people were trained in non-violent communication and conflict management.

Photo: Lise Solvoll/Akershus Red Cross

## ALWAYS THERE

25,000

elderly and other  
lonely people received  
visitor service

10,000

volunteers are  
visiting friends

673

released prisoners  
received follow-up by  
Network after serving a  
prison term

3900

migrants participated  
in the Norwegian  
training activity



Anne-Grethe Sorteberglien is a visiting friend with her dog Kaja and can finally meet Margit Skarsgard who lives in Ål. «I've been alone a lot and I've missed the visit,» Margit says.

## Always there

We are there for different groups in vulnerable life situations that need a meeting place, a network or one-to-one contact.

The Norwegian Red Cross works for closeness, inclusion and participation. We do this through activities that meet the needs of different groups in vulnerable life situations, such as senior citizens, children and young people, migrants and people with crime and drug problems.

The corona pandemic made 2020 a demanding year, both for our already vulnerable target groups and for the Norwegian Red Cross' ability to carry out activities. Infection control measures have made it difficult to reach all target groups.

Call friend (Ringevenn) was already established in April in 90 local associations as a result of the corona pandemic. The concept of "Window Happiness", where visiting friends arrange dog shows and concerts outside nursing homes, often with live streaming in, has created a lot of happiness.

In 8 of the largest cities, Digital Norwegian training was established during the spring, to prevent migrants from losing out in linguistic development. For many, this has been the only social meeting point. Emergency accommodation for homeless visitors succeeded in staying open all year round through solid infection control work and also extended opening hours to compensate for reduced capacity due to corona. Between April and December, the Health Information project produced 28 information videos in 13 different languages. These had 2,150,000 views on social media.

Through the Network after Serving Time, which gives support in the vulnerable phase on the way out of prison back to a normal everyday life in society, former inmates and their families have received corona-adapted measures. Among other things, grocery cartons have been delivered to 180 households in the Oslo area.

In 2020, in addition to ongoing efforts to maintain activity during the pandemic, the Norwegian Red Cross has marked the 10th anniversary of the Health Centre for Undocumented Persons.

**Objective:** Be there for people who need social contact

# Saving lives nationally

*We are there when people need us and work closely with other social actors to create security in local communities.*

2020 was the year in which everything we were used to was turned upside down. When the coronavirus gained a foothold in Norway and society closed the usual meeting places and offers, the Norwegian Red Cross also had to adapt to a new and challenging situation. During a year that has been heavily influenced by social lockdown and reduced services, the Norwegian Red Cross was able to adjust and adapt activities and services and continued to reach vulnerable groups in society and maintained the readiness for the search and rescue service. The Norwegian Red Cross has managed its auxiliary role for the Norwegian authorities throughout the pandemic, primarily by providing assistance to municipalities and health services.

In eight of eleven counties, the Norwegian Red Cross has assisted regional health trusts or municipalities every month throughout the pandemic, apart from a pause in the middle of summer in three of the counties.

The Norwegian Red Cross has cooperation agreements with more than 250 municipalities, and has learned that these formalised agreements are an important gateway for local cooperation also during the corona pandemic. During 2020, the Norwegian Red Cross responded to 1,601 search and rescue missions.

During the night of 30 December 2020, a huge quick clay landslide occurred in Ask in Gjerdrum. Twenty-one of the Norwegian Red Cross Search and Rescue Corps' emergency ambulances were quickly deployed, and 91 crews were active in the emergency phase. Volunteers from the Norwegian Red Cross evacuated elderly people from the nursing home just behind the landslide area, manned several centres for evacuees and family members, in addition to managing a visitor centre and organised activities for children and young people. After the emergency phase, the Norwegian Red Cross contributed with practical tasks such as organising the collection and distribution of clothing and equipment and retrieving personal belongings and animals from the evacuated area. In total, more than 400 volunteers put in 8,500 hours of effort in connection with the landslide in Gjerdrum.

**Objective:** Be a competent, clear and visible emergency response agency that creates security and saves lives

The Red Cross leadership course is held annually at Finse, to educate tomorrow's leaders in search and rescue. Here the participants must, among other things, go through a series of realistic exercises and sleep in snow caves in open country.



## PREVENT AND SAVE LIVES NATIONALLY

1,601

search and rescue missions carried out

250

More than 250 municipalities have cooperation agreements with the Norwegian Red Cross on emergency preparedness

3,430

More than 3,430 missions with emergency ambulances

122

search and rescue missions at sea

Photo: Eivind Sørli

Norwegian Red Cross volunteers at the epicentre of the explosion in Beirut.



# Saving lives internationally

*COVID-19 has led to increased humanitarian needs and at the same time made humanitarian efforts difficult in 2020.*

In 2020, the Norwegian Red Cross also prioritised humanitarian activities that secure health care, water, sanitary services, hygiene and emergency aid. The global COVID-19 pandemic also affected the countries where we work internationally and where healthcare is inadequate. In many of the projects, the activities were aimed at preventing infection and providing health care and support for people who became ill.

In 2020, the Red Cross in Norway has contributed to around 2.6 million people having access to health services. This applies to both primary health services and more advanced treatment in hospitals. In addition, around 3.4 million people have received information about and training in health and hygiene, including information about COVID-19 and infection control measures. Half a million people gained improved access to clean water and sanitation, while 0.4 million vulnerable people received emergency aid assistance. In all partner countries, projects have been adapted to the COVID-19 situation, which underpins the relevance of the portfolio for the current situation.

Many of our partner associations have also been hit hard with many of their employees and volunteers in quarantine and isolation. Offices have had to close for periods of time. They have gone to great lengths to maintain the level of humanitarian activities throughout the year.

The Norwegian Red Cross, using its own funds as well as funding from the Ministry of Foreign Affairs, has contributed more than NOK 80 million to the Red Cross movement's COVID-19 efforts in 2020. Some of the funds have gone to the International Federation of Red Cross and Red Crescent Societies (IFRC), which has secured aid for more than 650 million people.

**Objective:** Reduce the vulnerability of local communities and prevent the loss of life

## SAVING LIVES INTERNATIONALLY

Support through the Norwegian Red Cross contributed to:

**2,600,000**  
people received health services (primary and secondary)

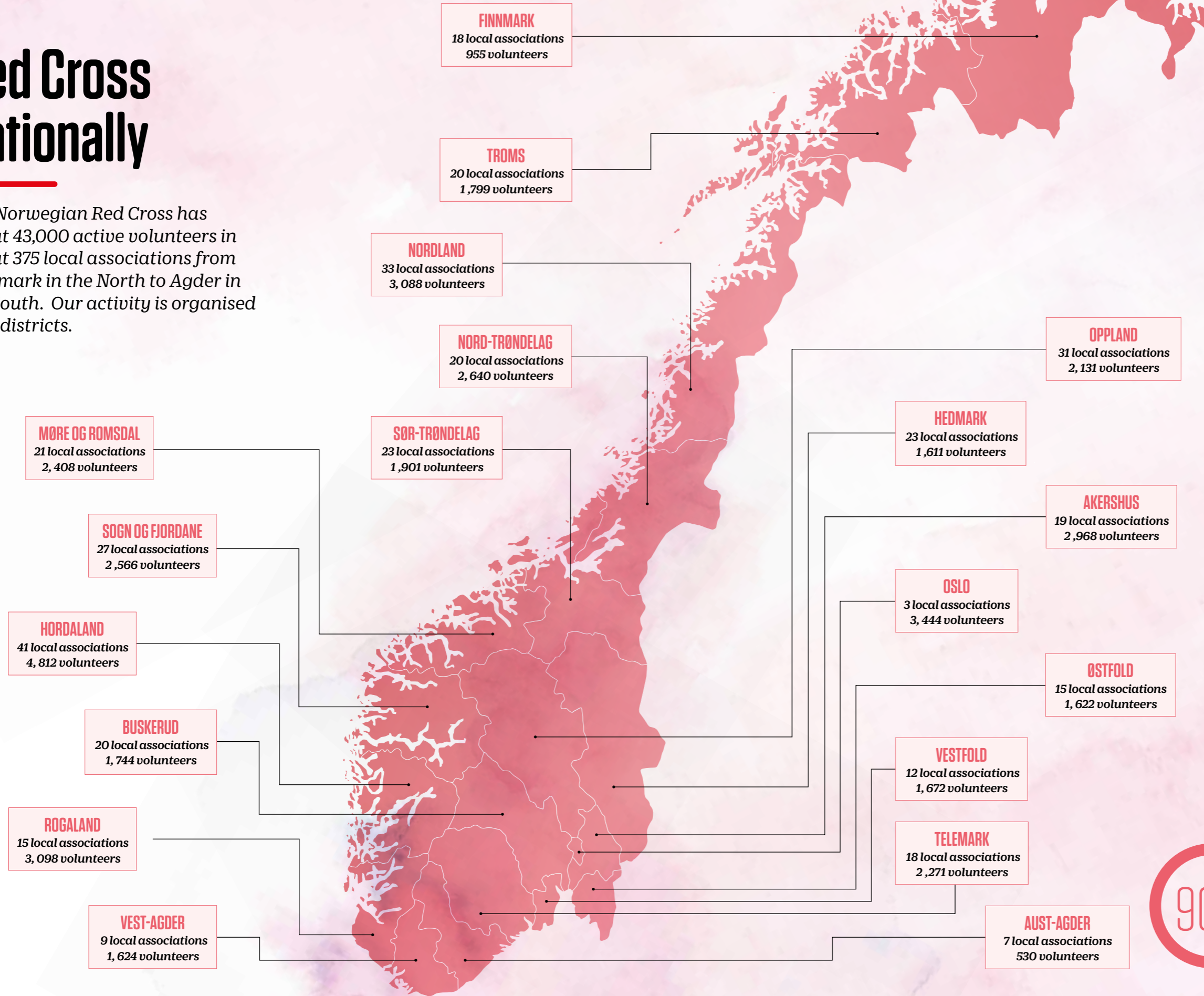
**3,400,000**  
people received health information

**400,000**  
people received emergency aid (food and emergency supplies)

**500,000**  
people received water and sanitation services

# Red Cross nationally

The Norwegian Red Cross has about 43,000 active volunteers in about 375 local associations from Finnmark in the North to Agder in the South. Our activity is organised in 19 districts.



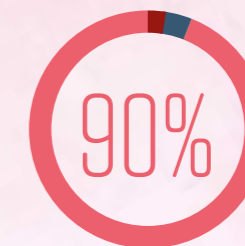
43,000

In 2020 there were about 43,000 active volunteers in Norway, divided between 37% men and 59% women (4% unknown).

375 local associations in Norway

10,000 visiting friends

5,500 active in Search and Rescue Corps



HOW THE NORWEGIAN RED CROSS USES FUNDS RAISED

- 90% goes to special-purpose expenses
- 6% goes to acquiring new funds
- 4% goes to administration



# Red Cross internationally

During 2020, the Norwegian Red Cross sent 33 delegates to contribute to the response to a number of crises.

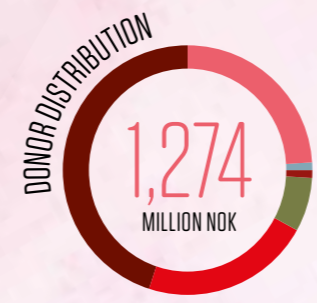
**CENTRAL AMERICA**  
**COUNTRY OFFICE**  
 Colombia  
 El Salvador  
 Guatemala  
 Honduras  
**REGIONAL OFFICE**  
 Honduras

**EUROPE**  
**REGIONAL OFFICE**  
 Norway (Oslo)

**THE MIDDLE EAST**  
**COUNTRY OFFICE**  
 Iraq  
 Lebanon  
 Syria  
 Yemen  
**REGIONAL OFFICE**  
 Lebanon (Beirut)

**ASIA**  
**COUNTRY OFFICE**  
 Afghanistan  
 Myanmar  
 Pakistan  
**REGIONAL OFFICE**  
 Pakistan (Islamabad)

**AFRICA**  
**COUNTRY OFFICE**  
 Burundi  
 Kenya  
 Somalia (based in Kenya)  
 South Sudan  
**REGIONAL OFFICE**  
 Kenya (Nairobi)



33  
 emergency aid delegates were on assignment in other countries

---

15  
 The Norwegian Red Cross has 15 country offices

# Annual Report 2020

*The Norwegian Red Cross was founded with the purpose of ensuring impartial assistance to the wounded on the battlefield, Today, the Norwegian Red Cross carries out a wide range of humanitarian activities around the world, adapted to different contexts and humanitarian needs. Our social mission is the same as when we were founded: **To prevent and alleviate human need and suffering. To protect life and health.***

The 2020 National Congress set the course for the Norwegian Red Cross' humanitarian work up to 2023, with three overarching social objectives:

- Saving lives, globally and locally
- Safe childhood
- Live in dignity

The National Congress' decision is guiding for the prioritisation of humanitarian activities and the work of obtain funding for it. The activity accounts are prepared on the basis of the main priorities. This has also been guiding for the prioritisation of funds in 2020.

The Norwegian Red Cross helps people in Norway and internationally. Our volunteers are there for people who need support and help. We are part of a worldwide movement with a large network of volunteers. The Norwegian Red Cross works all over the world. Internationally, the Norwegian Red Cross always works through and in interaction with the Red Cross movement.

In Norway we have 380 local associations and 44,000 volunteers. As an emergency response organisation, we are present in communities across the country before, during and after a crisis. Health, social inclusion and disaster preparedness are the core areas of the Norwegian Red Cross' long-term involvement both in Norway and abroad.

According to royal decree, the Norwegian Red Cross has been recognised as a humanitarian auxiliary agency to the Norwegian authorities. The role of auxiliary agency is an agreement between the Norwegian authorities and the Norwegian Red Cross that we will work together to provide humanitarian efforts for affected, vulnerable and disadvantaged groups in society in peace, war and crisis, and in line with the fundamental principles of the Norwegian Red Cross.

The corona pandemic and its consequences dominated our humanitarian efforts and priorities in 2020. We have experienced a health crisis that is both physical and mental, and we have done our utmost to maintain our activities for the most vulnerable groups. In recent years, the Norwegian Red Cross has increased its efforts to develop digital solutions to strengthen its ability to deliver good and well-functioning ICT solutions to both employees and volunteers. We have

increased our efforts and adapted our activities to become digital. Our conversation offer for children and young people, Cross My Heart, extended its opening hours and established a new call point in Bergen, to ensure a high response rate during a demanding time.

Digital homework help expanded its offer so that it was open for more age groups, more hours a week, during holidays and weekends. Visiting friends have become phone friends, or have walked up and down the streets. The youth centres, Joint Works, have also become digital meeting places, as well as being physical meeting places. Refugee guides meet digitally and volunteers who visit inmates meet in video calls, and so on. We have also maintained the operation of the organisation at all levels using digital solutions.

Two days after Norway "locked down", we presented the corona rules as a guide in an unfamiliar terrain. The rules give good advice that we must take care of both ourselves and others. They were translated into 25 languages and shared through 28 videos in 13 languages. The material has had 2.3 million views.

We expressed concern early on for both the youngest and oldest age groups, and have been active in the advocacy role for these groups. We have contributed with knowledge about the situation of children and young people throughout the year, and the authorities have gained up-to-date information and insight through our input to the Norwegian Directorate of Health (Hdir) and the Norwegian Directorate of Children, Youth and Family Affairs (Bufdir), as well as other channels. Throughout the year, we have seen the consequences of the closure of institutions, workplaces, services and opportunities for social gatherings. The measures have been necessary to protect us all from a virus that has cost millions of lives, but has also led to a poorer quality of life for many. Care and psychosocial support have been a very important part of the help volunteers have provided, both in Norway and the rest of the world during the pandemic.

A survey conducted by Opinion for the Norwegian Red Cross shows that 45 per cent of young people between the ages of 16 and 24 feel more lonely due to the coronavirus. This is twice the average for the entire Norwegian population above the age of 40.

Retag and her family were evacuated to a tent camp a few kilometres away when the most powerful flood in the Nile in over 100 years hit several areas of Sudan. They got away in a hurry when floodwaters poured into their house after heavy rainfall in large parts of the Nile Valley.



Odd Nordstoga played for the Norwegian Red Cross. The artist was one of many who had to postpone their planned concerts this spring. On 26 March he gave a live concert at home in the living rooms of the Norwegian people. The concert was free, but the audience was encouraged to donate to the Red Cross in Norway. As many as 7,000 people attended the concert, and more than NOK 500,000 was raised for the Norwegian Red Cross.

«I wanted the income to be used for something better than myself. The Norwegian Red Cross is very relevant both in normal times and now with everything you're doing in the corona crisis.»

Odd Nordstoga

Photo: Helko Junge/NTB scanpix

Examples of efforts for children and young people in 2020:

- 21,479 conversations with children and young people under the age of 18 through the telephone service Cross My Heart. This is 35 per cent more calls than in 2019.
- Activities for more than 12,000 children and young people during the summer holidays and for 10,000 during the Christmas holidays.
- Our corona education programme for schoolchildren was downloaded 43,000 times last year.

The Norwegian Red Cross Youth, the Norwegian Red Cross youth organisation, has set out a new strategic direction, simplified the employee representative structure, as well as developed a new logo and profile. The Norwegian Red Cross Youth has worked to secure political influence, internally and externally, on issues concerning young people. Through the Meeting Point (Treffpunkt) activity, young volunteers create open and inclusive meeting places locally where young people live.

251 local associations have had activities aimed at the elderly in 2020. Our report on the everyday lives of older people during the corona pandemic shows that the oldest people in society are "twice at risk": They are at a higher risk of becoming seriously ill from a corona infection, and must therefore be even more cautious about social contact than those who are younger. This, in turn, has extremely negative consequences for health and well-being. Many have become more lonely and have had less physical activity. Many of them miss social contact and closeness. The Norwegian Red Cross Visitor Service helps make everyday life easier for many who are lonely. About 10,000 volunteer visiting friends visit people both privately and in institutions. Many of these became phone friends when infection control restrictions limited the possibility of physical contact.

The Norwegian Red Cross has cooperation agreements on emergency preparedness with 235 municipalities, and we find that these formalised agreements have been an important gateway for cooperation also during the corona pandemic. The Norwegian Red Cross participates permanently and regularly in a number of cooperation forums with authorities and other emergency preparedness agencies, including the Directorate for Civil Protection (DSB), the Norwegian Directorate of Health and all the county emergency preparedness councils. As an auxiliary agency for the Norwegian authorities, the Norwegian Red Cross has made extensive efforts to deal with the pandemic. 285 local associations have been in dialogue with the municipalities to offer assistance in the corona response. In eight of eleven counties, the Norwegian Red Cross has assisted regional health trusts or municipalities every month throughout the pandemic, apart from a pause in the middle of summer in three of the counties. Norwegian Red Cross volunteers have had more than 3,430 ambulance missions.

In total, volunteers in the Norwegian Red Cross Search and Rescue Corps participated in 1,601 search and rescue missions in 2020. Of these, 138 were in the category of "increased risk of suicide", which is a threefold increase compared to 2017 (47 actions) and an increase of 50 per cent from 2019.

A year ago, Kambale Kateleko was struck down with Ebola. Since his recovery, he has volunteered as a Red Cross volunteer to ensure safe and dignified funerals for those affected by the virus.

As an auxiliary agency for the Norwegian authorities, the Norwegian Red Cross has made extensive efforts to deal with the pandemic.

The Norwegian Red Cross consists of volunteers living in areas where disasters occur. 2020 ended in the worst possible way with the landslide in Gjerdrum in Viken. 10 people lost their lives, among them a pregnant woman. This is a tragedy that will leave an impression for a long time to come. More than 400 volunteers contributed 8,500 hours in Gjerdrum.

The fact that we are closely connected to the rest of the world as a community has become clearer than ever with the pandemic. The whole world has been affected, and no-one is finished with this crisis until everyone is.

More than 30 health projects in our partner countries, already supported by the Red Cross in Norway, were quickly adapted to the new situation, with the supply of personal protective equipment, training of health personnel and local people, as well as preventive measures. The support is provided both through mobile health teams and health clinics in war and conflict areas in countries such as Afghanistan, Myanmar, Pakistan, Yemen, South Sudan and Somalia.

On August 4 last year, Lebanon's capital Beirut was hit by a powerful explosion. The explosion caused a humanitarian crisis in the midst of an already existing crisis. It also directly affected our staff at the country office for Lebanon and the regional office of the Norwegian Red Cross for the Middle East and Northern Africa. Several of them personally experienced the explosion, some had their homes destroyed and one suffered minor injuries. The Lebanon Red Cross responded quickly, mobilising 75 ambulances and 375 volunteers and staff. The development of the ambulance service and other medical preparedness is part of the long-term work supported by the Norwegian Red Cross in Lebanon. After the explosion, the Red Cross movement triggered immediate support from the disaster fund of NOK 7.4 million, one-sixth of which stemmed from Norwegian funds. We also transferred NOK 1 million from our emergency relief reserve, and started a fundraising in Norway which gave NOK 11 million to the relief operation.

Nyss is software, developed by the Red Cross in Norway using simple mobile technology to report symptoms. Volunteers who know their own communities well can identify and report symptoms of infectious diseases via SMS, and follow up on possible cases. Thanks to this technology, the first corona case in Somaliland was detected. Nyss was developed based on technical voluntary work by the Red Cross in Norway, and later further developed in Senegal and Belgium. It is now used in several countries to alert and monitor symptoms and possible outbreaks. In Senegal and parts of Somalia, the Norwegian Red Cross and Red Crescent Societies also support

the health authorities by using this COVID-19 alert and monitoring system.

We live in an era of increased emergency preparedness challenges, regardless of the pandemic. An important reason for this is the climate crisis, which has led to an increasing scale of devastating extreme weather events and disasters affecting communities and individuals. Last year, as in previous years, the Norwegian Red Cross assisted Norwegian municipalities in dealing with natural events, and we have warned that the climate crisis will claim more lives in Norway. The Norwegian Red Cross report "Norway's climate and emergency preparedness" from 2020 shows that when extreme weather occurs more often and in larger geographical areas, more people will need the same help at the same time. This increases the pressure on both national and local emergency preparedness. The variations in events will be large, and more will happen at the same time. Thus it is crucial that there is sufficient personnel, equipment and expertise to both save lives and secure critical social functions when the neighbourhood is hit by crises.

The climate crisis is at the top of the list of global challenges that the International Federation of Red Cross and Red Crescent Societies has pointed out in its "Strategy 2030", on which the Norwegian Red Cross's long-term plan is also based. The humanitarian consequences of the climate crisis are increasing dramatically internationally. Climate changes affect human health, livelihoods, where they can live, and lead to a worsening of war and conflict. A comprehensive analysis by the International Red Cross and Red Crescent Societies (IFRC) in the 2020 World Disasters Report shows that none of the 20 countries most vulnerable to serious natural disasters have enough resources to adapt to climate change and save the most vulnerable. This affects women and children in particular.

#### Financial highlights

The annual accounts cover the idealistic organisation known as the Norwegian Red Cross, a not-for-profit humanitarian organisation. The consolidated accounts include the association's accounts and the subsidiaries Røde Kors Sentrene AS, Røde Kors Husene AS, Røde Kors Førstehjelp AS, Hogst AS, Røde Kors Tøy og Tekstil AS and Fairchance Norway AS. The organisation's head office is at Hausmannsgate 7 in Oslo. The annual accounts do not cover the regional and local Red Cross associations in Norway, as these are independent organisations with their own statutes. In the accounts, amounts only appear that are transferred from the Norwegian Red Cross to the regional and local associations.

The activity statements for 2020 show a result for the year of NOK 121 million for the associations and NOK 119 million for the group. The association's profit for the year is allocated with NOK 197 million in inflows into other purpose capital, transfer of NOK 72 million from purpose capital with external restrictions and transfer of NOK 4 million from purpose capital with internal restrictions. The positive activity result for the association is mainly due to a good financial market in 2020. In addition, consumption has decreased somewhat as a result of postponed and cancelled activities as a result of COVID-19. Røde Kors Sentrene AS posted a deficit of NOK 1.0 million in 2020, while Røde Kors Førstehjelp AS posted a surplus of NOK 1.9 million and Røde Kors Husene AS posted a deficit of NOK 5.0 million. Fairchance Norway AS posted a deficit of NOK 2.9 million, while Hogst AS, in which the Norwegian Red Cross owns an 80% stake, posted a deficit of NOK 0.3 million. Red Cross Tøy og Tekstil AS, which had its first year of operation in 2018, ended with a deficit of NOK 1.8 million in 2020.

The Norwegian Red Cross presents its annual accounts for 2020 by activity in accordance with good accounting practices for non-profit organisations. In 2020, the Norwegian Red Cross Association spent NOK 1,901 million on humanitarian work (NOK 1,924 million including subsidiaries). Special-purpose expenses account for 93.1% of the association's total expenditure. The Norwegian Red Cross spent NOK 45 million on the administration of the organisation, including financial expenses. This constitutes almost 2.2% of total expenditure. In addition to purely administrative expenses, NOK 115 million was spent on joint expenses such as ICT, HR, accounting/payroll, communications, service centres and property in 2020.

Gross funds obtained for humanitarian purposes in 2020 were NOK 2,162 million for the association, and NOK 2,296 million inclusive of subsidiaries. In 2020, the Norwegian Red Cross had government revenues of NOK 1,135 million, of which NOK 990 million was for the international work of the Norwegian Red Cross. In 2020, the Norwegian Red Cross raised a total of NOK 464 million from members, private donors and the business sector. Revenues from the business sector totalled NOK 151 million. This amount includes income from Pantelotteriet with NOK 93 million, which is NOK 31 million more than in 2019.

In 2020 COOP and Det norske Veritas (DNV GL) have been the main partners of the Norwegian Red Cross. The Norwegian Red Cross' regular donor initiative has been challenging in 2020 due to COVID-19 and reduced field sales, but due to good efforts to retain donors in addition to new donors recruited during the Christmas action on TV2, the drop-out has been minimal. The Norwegian Red Cross now has a total of 101,474 regular donors (2019: 101,765). Private donors, exclusive of membership income, contributed almost NOK 266 million to the Norwegian Red Cross' national and international work.

In 2020, the Norwegian Red Cross has initiated efforts to reduce its climate and environmental footprint.



"We are not primarily afraid of getting infected ourselves. The greatest fear is of infecting others and especially someone who is at risk," say Madicken Fjeldberg Johansen and Stein Teppen, who have practically lived in quarantine all the time so as to protect those around them.

Photo: Erik Norrud

The return on the financial portfolio generates an annual contribution to the humanitarian work of the Norwegian Red Cross. This ensures a stable income and long-term funding. Neither money collected through fundraising nor public grants are invested in the financial portfolio and the long-term return ensures that we can withdraw NOK 75 million each year for humanitarian activities. Our aim is not only to help today, but also in the future. The funds allocated to the financial portfolio are funds saved from the era of slot machine revenues. At the end of the year, the Norwegian Red Cross had NOK 3,181 million invested in market-based current financial assets. The funds are managed in accordance with the guidelines adopted by the National Congress, which stipulate, among other things, that all investments are subject to ethical guidelines. The Norwegian Red Cross does not invest in companies that breach international conventions on human rights, working conditions, child labour and the environment, or companies which contribute to serious violations of the rights of individuals in war or conflict situations. In addition to this, the Red Cross does not own shares in companies that invest in or manufacture weapons, tobacco, pornography or alcohol. The vision of the Norwegian Red Cross is to move towards a fossil free investment portfolio and to achieve a lower proportion of carbon in its portfolio than the market. Similarly, no investments are made in companies from which the Government Pension Fund of Norway has withdrawn. All investments are subject to external review twice a year to ensure compliance with the ethical guidelines.

The Norwegian Red Cross' pension scheme is with the Norwegian Public Service Pension Fund and it has a premium model whereby the annual premium is the year's costs. This is a defined-benefit pension scheme for employees, although for accounting purposes it is treated as a defined-contribution pension. The obligation for the year is to pay the annual premium. Therefore, given the current model, the Norwegian Red Cross has no significant liability item that is recognised in the balance sheet and the Norwegian Public Service Pension Fund is responsible for future pension disbursements.

#### Financial risk

Financial assets have been put together to ensure long-term expected returns on the basis of the association's ability to bear financial risk and liquidity needs. The Norwegian Red Cross has distributed its investments to reduce the portfolio's risk, and the assets are divided into equities and bonds that have a geographical spread, as well as real estate, money market and banking. All investments in the financial portfolio, combination funds, are in securities funds. The interest portfolio carries a moderate credit risk and has a good spread of issuers and number of securities. The Norwegian Red Cross has satisfactory liquidity and no measures have been adopted to change the liquidity risk. There is an inherent market risk that entails a risk of changes in the value of assets as a result of changes in market conditions - including changes in share prices, interest rates, and exchange rates as well as changes in fluctuations in these markets. The Norwegian Red Cross' long-term approach to, and portfolio management of, investments reduces the consequences of this risk.

There is a low risk of breach of loan terms.

There are risks associated with future revenues, which may also be exacerbated by the COVID-19 situation. Norsk Tipping's gaming monopoly is under pressure with increasing competition from foreign gambling companies. In-store reverse vending machines can face competition from other players such as collecting from people's homes, or other deposit systems. There are political risks associated with public subsidies, including tighter public budgets. There is greater awareness and lower budgets among many business players, as well as increasing competition from other organisations. The regular-donor market may be approaching a saturation point and competition is increasing. This reduces the Norwegian Red Cross by taking an active approach to our contributors, as well as diversifying the revenue base.

#### Organisation and the environment

The Norwegian Red Cross works actively to promote gender equality and prevent discrimination through the activity and reporting obligations pursuant to Sections 26 and 26a of the Gender Equality Act. This is explained through, among other things, annual reviews of wage developments between women and men in the wage negotiations, and through an annual review of temporary positions in dialogue with the employee representatives. In 2021, active action will be taken to map the scope and use of temporary positions in the Norwegian Red Cross.

As of the 2021 financial year, the Norwegian Red Cross will map the actual state of gender equality, and especially pursuant to Section 26 of the Gender Equality Act to explain how we will fulfil our activity obligation based on Section 34 of the Gender Equality Act concerning equal pay for work of equal value.

In this work, the Norwegian Red Cross is establishing a bipartisan group to prepare this reporting obligation. There will be an external report showing wage differences at different position levels and overall in the enterprise. The external report will be included in the annual report for 2021. There will also be an internal survey, to which the employees will be given access, as required by the Gender Equality Act.

The Norwegian Red Cross works actively in relation to sickness absence and breaches of working hours provisions. The average sickness absence rate in the period January-December 2020 was 4.94% (1.0% short-term sickness absence and 3.94% long-term sickness absence). This is a slight increase from 2019, when average sickness absence was 5.1%.

The Norwegian Red Cross has a working environment committee (AMU) which is also attended by representatives of the occupational health service. Safety representatives have been assigned for all safety areas. The occupational health service acts as an advisory body vis-à-vis following up people on sickness absence, safety inspections, working environment surveys and workplace adaptation. In 2020, the occupational health service assisted mainly within the psychosocial working environment and follow-up of employees in connection with the corona situation. There were no serious injuries or accidents related to activities.

Social inclusion and diversity are important to the Norwegian Red Cross, and these are among the main focus areas in the long-term and main programmes. The Norwegian Red Cross focuses on a good balance in terms of age and

gender in its staff, and has 54% women and 46% men in management positions (this figure includes staff stationed overseas). The Norwegian Red Cross encourages all qualified applicants to apply for advertised positions, regardless of age, gender, national or ethnic background, or disability. Workplaces are adapted where necessary. The work on diversity will be further prioritised and better conceptualised, with new measures and measurement indicators.

The corona situation has posed major challenges for the working environment with regard to practicality, interaction and less social stimulus. At the same time, it has also led to improvements in digital skills and interaction methods. For some, the period has also led to more flexibility in everyday life. Measures have been implemented for the development of management, the working environment and the use of electronic tools. The corona situation has been the subject of specific questions in the organisation survey conducted in March 2021.

In 2020, the Norwegian Red Cross has initiated efforts to reduce its climate and environmental footprint, by, among

other things, looking at the potential for reduction of CO<sub>2</sub> equivalents from air travel throughout the organisation.

Over the past few years, we have had an increased focus on the humanitarian consequences of the climate crisis. In 2020, in cooperation with the International Committee of the Red Cross (ICRC), we laid the foundation for implementing a project to reduce greenhouse gas emissions in our emergency aid efforts internationally (called Greening the Response).

#### Going concern

In accordance with Section 3-3a of the Norwegian Accounting Act, it is confirmed that the assumptions for a going concern are present. This is based on updated profit forecasts for 2021 and the long-term strategic forecasts for the Norwegian Red Cross for the years to come.

Restrictions related to the corona outbreak may result in some activities being carried out later than planned. The Norwegian Red Cross is in a healthy financial position and it is confirmed that no significant events have occurred since the balance sheet date that affect this.

#### Approval by the National Congress of the 2020 Annual Report

Oslo, 30 April 2021

**Thor Inge Sveinsvoll**  
President (Chairman of the Board)

**Bernt G. Apeland**  
Secretary General

**Nita Kapoor**  
Vice-President

**Morten Asker Støldal**  
Vice-President

**Einar Buø**

**Francis Ernest D'Silva**

**Margit Hermundsgård**

**Anette Remme**

**Kristin Ingebrigtsen**

**Synnøve Eikaas Aksnes**

**Kine Skifjeld Grande**

**Kjersti Løvik**

**Pernille Bacher Lemming**

**Unni Solberg**

**Steffen Kristiansen**

**Hanne Refsholt**

**Solveig Ugland**

**Laila Synnøve Sande**

# STATEMENT OF ACTIVITIES

All amounts in thousands of NOK

CONSOLIDATED ACCOUNTS			Note	ASSOCIATION ACCOUNTS	
2020	2019			2020	2019
<b>Acquisition of funds</b>					
46,458	47,517	Income from membership fees		46,458	47,517
1,135,609	1,132,384	Public grants	1	1,135,609	1,132,384
301,310	310,129	Contributions from others	2	301,310	310,129
307,645	245,914	Revenue from fundraising and donations	3, 8	306,403	242,905
Revenues earned from activities divided by:					
46,410	65,463	- operational activities that fulfil the organisation's objectives	4	22,699	29,960
218,203	174,576	- activities that create revenues		110,191	79,942
239,815	367,335	Financial and investment income		239,201	366,669
68	215	Other revenues		68	215
<b>2,295,519</b>	<b>2,343,533</b>	<b>Gross revenue acquired for humanitarian purposes</b>		<b>2,161,940</b>	<b>2,209,721</b>
Funds expended			5, 9, 10, 11, 12, 13		
<b>Expenditure on generating funds</b>					
68,639	71,750	- fundraising costs	6, 8	68,639	71,750
135,609	130,182	- other expenditure on generating funds	6, 8	27,096	29,788
<b>Expenditure on special purposes</b>					
- costs of activities/contributions that fulfil org. objectives					
<b>Main programme 2017:</b>					
2.1 Prevention and response to save lives			7		
755,426	793,640	Contributions to ICRC/IFRC/sister associations		755,426	793,640
16,338	23,302	Contributions to regional/local associations		16,338	23,302
201,763	215,145	Costs of activities		201,763	215,145
2.2 Make local communities safe for children and young people			7		
6	8,966	Contributions to ICRC/IFRC/sister associations		6	8,966
103,678	70,531	Contributions to regional/local associations		103,678	70,531
20,945	14,263	Costs of activities		20,945	14,263
2.3 Closeness, inclusiveness and participation			7		
8,350	23,267	Contributions to ICRC/IFRC/sister associations		8,350	23,267
44,074	37,808	Contributions to regional/local associations		44,074	37,808
54,162	48,564	Costs of activities		31,348	16,180

# STATEMENT OF ACTIVITIES (continued)

All amounts in thousands of NOK

CONSOLIDATED ACCOUNTS			Note	ASSOCIATION ACCOUNTS	
2020	2019			2020	2019
<b>Main programme 2017:</b>					
3.1 We build a strong, adaptable and needs-oriented organisation					
32,287	27,048	Contributions to ICRC/IFRC/sister associations		32,287	27,048
95,427	83,357	Contributions to regional/local associations		95,427	83,357
80,135	66,489	Costs of activities		80,135	66,489
3.2 We help ensure that people in vulnerable life situations have access to help					
138,333	142,966	Contributions to ICRC/IFRC/sister associations		138,333	142,966
14,096	9,923	Contributions to regional/local associations		14,096	9,923
174,157	100,810	Costs of activities		174,157	100,810
3.3 We strengthen local capacity, build good organisational culture and develop good management					
5,783	10,267	Contributions to ICRC/IFRC/sister associations		5,783	10,267
71,119	109,743	Contributions to regional/local associations		71,119	109,743
107,548	93,715	Costs of activities		107,548	93,715
49,067	33,516	Resources used on organisational administration	8, 11	44,963	43,719
<b>2,176,944</b>	<b>2,115,251</b>	<b>Total</b>		<b>2,041,512</b>	<b>1,992,676</b>
<b>118,575</b>	<b>228,282</b>	<b>Activity surplus/deficit for the year</b>		<b>120,428</b>	<b>217,045</b>
Increase/decrease in equity					
Designated equity with external restrictions				-72,078	-38,944
Designated equity with internal restrictions				-4,339	-29,154
Other equity				196,845	285,143
<b>Total allocated</b>			<b>21</b>	<b>120,428</b>	<b>217,045</b>

# BALANCE SHEET

All amounts in thousands of NOK

GROUP				ASSOCIATION	
2020	2019			2020	2019
		<b>ASSETS</b>			
		<b>Fixed assets</b>			
		<b>Intangible assets and tangible fixed assets</b>			
38,188	16,843	Intangible assets	13	17,335	1,258
239,978	244,732	Land, buildings and other property	13	239,767	243,496
27,800	38,468	Operating equipment, fixtures, equipment and means of transport	13	23,696	36,294
<b>305,966</b>	<b>300,043</b>	<b>Total intangible assets and tangible fixed assets</b>		<b>280,798</b>	<b>281,048</b>
		<b>Financial fixed assets</b>			
		Investments in subsidiaries	14	19,516	19,516
19,592	21,392	Investments in shares and bonds	15	19,592	19,592
	1,708	Other long-term receivables	16	15,590	15,690
<b>19,592</b>	<b>23,100</b>	<b>Total financial fixed assets</b>		<b>54,698</b>	<b>54,798</b>
<b>325,558</b>	<b>323,142</b>	<b>Total fixed assets</b>		<b>335,496</b>	<b>335,846</b>
		<b>Current assets</b>			
15,265	22,017	Inventory	17	5,906	12,245
96,883	54,699	Accounts receivable		77,671	42,555
82,592	84,555	Other receivables	18	79,637	76,470
3,181,617	3,056,193	Market-based financial assets	19	3,181,617	3,056,193
409,589	362,848	Cash, bank deposits etc	20	380,471	331,052
<b>3,785,947</b>	<b>3,580,312</b>	<b>Total current assets</b>		<b>3,725,303</b>	<b>3,518,515</b>
<b>4,111,505</b>	<b>3,903,455</b>	<b>TOTAL ASSETS</b>		<b>4,060,799</b>	<b>3,854,361</b>

# BALANCE SHEET (continued)


All amounts in thousands of NOK

GROUP				ASSOCIATION	
2020	2019			2020	2019
		<b>EQUITY AND LIABILITIES</b>			
		<b>Equity</b>			
272,153	344,229	Designated equity with external restrictions	21	272,153	344,229
26,163	30,501	Designated equity with internal restrictions	21	26,163	30,501
3,380,834	3,185,844	Other equity	21	3,350,212	3,153,367
<b>3,679,150</b>	<b>3,560,574</b>	<b>Total equity</b>		<b>3,648,528</b>	<b>3,528,097</b>
		<b>Long-term liabilities</b>			
65,603	63,700	Loans from credit institutions	22	61,100	63,700
<b>65,603</b>	<b>63,700</b>	<b>Long-term liabilities</b>		<b>61,100</b>	<b>63,700</b>
		<b>Current liabilities</b>			
145,955	101,902	Accounts payable to suppliers		133,458	87,508
36,192	32,311	Public duties payable		29,243	27,567
132,864	78,711	Unused public funds	1	132,864	78,711
51,742	66,255	Other short-term liabilities	23	55,607	68,776
<b>366,752</b>	<b>279,180</b>	<b>Current liabilities</b>		<b>351,171</b>	<b>262,563</b>
<b>366,752</b>	<b>279,180</b>	<b>Total liabilities</b>		<b>351,171</b>	<b>262,563</b>
<b>4,111,505</b>	<b>3,903,455</b>	<b>TOTAL EQUITY AND LIABILITIES</b>		<b>4,060,799</b>	<b>3,854,361</b>

## Approval by the National Congress of the 2020 Annual Report

Oslo, 30 April 2021

  
**Thor Inge Sveinsvoll**  
 President (Chairman of the Board)

  
**Bernt G. Apeland**  
 Secretary General

  
**Nita Kapoor**  
 Vice-President

  
**Morten Asker Støldal**  
 Vice-President


  
**Einar Buø**

  
**Francis Ernest D'Silva**

  
**Margit Hermundsgård**

  
**Anette Remme**

  
**Kristin Ingebrigtsen**

  
**Synnøve E. Aksnes**

  
**Kine Skifjeld Grande**


  
**Kjersti Løvik**

  
**Pernille Bacher Lemming**

  
**Unni Solberg**

  
**Steffen Kristiansen**

  
**Hanne Refsholt**

  
**Solveig Ugland**

  
**Laila Synnøve Sande**



# CASH FLOW STATEMENT

All amounts in thousands of NOK

GROUP			ASSOCIATION	
2020	2019		2020	2019
118,575	228,282	<b>Activity surplus/deficit for the year</b>	120,428	217,045
<b>Items in the activity accounts that do not have a direct bearing on liquidity</b>				
22,877	15,091	+ depreciation, write-downs and reversal of write-downs	16,647	11,081
0	-92	+/- loss/profit on disposal of other tangible fixed assets	0	0
<b>141 452</b>	<b>243,281</b>	<b>Total</b>	<b>137,075</b>	<b>228,126</b>
<b>Investment, disposal and financing activities</b>				
-29,165	-10,605	- acquisition of other tangible fixed assets	-17,306	-8,608
908		+ selling price on disposal of other tangible fixed assets	908	0
	10,408	+/- cost recognition of previous activations	0	10,408
1,800	-1,600	+/- net investment/disposal of investments	0	0
1,708	-1,690	+ repayment/- assumption of current and non-current receivables	100	10,085
1,903	63,700	- repayment/+ assumption of non-current liabilities	-2,600	63,700
<b>-22,846</b>	<b>60,213</b>	<b>Total</b>	<b>-18,897</b>	<b>75,585</b>
<b>Other changes</b>				
-40,222	-34,450	+/- changes in accounts receivable and other receivables	-38,284	-30,903
87,356	62,079	+/- changes in accounts payable and other current liabilities	88,608	56,067
6,752	4,534	+/- change in inventory	6,339	10,666
-327	-1,268	+/- change in other accruals	5	2
<b>53,559</b>	<b>30,895</b>	<b>Total</b>	<b>56,668</b>	<b>35,832</b>
172,166	334,389	<b>Total changes in cash/cash equivalents over the year</b>	174,845	339,542
3,419,041	3,084,652	+ Holdings of cash/cash equivalents as at 1.1.	3,387,244	3,047,702
<b>3,591,207</b>	<b>3,419,041</b>	<b>= Holdings of cash/cash equivalents as at 31.12.</b>	<b>3,562,089</b>	<b>3,387,244</b>

Cash and cash equivalents include cash, bank deposits and financial assets assessed at fair value.



In Alicante, Spain, volunteers deliver groceries to people who cannot shop for themselves. A total of 340,000 Spanish families have received such help since the corona crisis broke out.

Magdalene Langset and Tom Natland Fagerhaug go through the procedures, get ready and report to AMK before yet another shift in the emergency ambulance. Trondheim Red Cross assists St. Olav's Hospital during the corona pandemic to lighten the workload of the regular ambulance service.



## NOTES

*The annual accounts cover the idealistic organisation known as the Norwegian Red Cross, a not-for-profit humanitarian organisation. The group accounts include the subsidiaries specified in Note 14. The annual accounts thus do not include the regional or local associations of the Norwegian Red Cross. These are independent organisations with their own statutes and are not controlled by the Norwegian Red Cross.*

### Accounting principles

The annual accounts have been prepared in accordance with the Norwegian Accounting Act and the preliminary accounting standard "Good accounting practices for non-profit organisations", cf. Sections 4-1 and 1-2(9) of the Norwegian Accounting Act.

### Consolidation policies

The group accounts include the association's accounts and the subsidiaries Røde Kors Sentrene AS, Røde Kors Husene AS, Røde Kors Førstehjelp AS, Fairchance Norway AS, Hogst AS and Tøy og Tekstil AS. The consolidated accounts have been prepared as if the group was a single economic entity. Transactions and balances between group companies have been eliminated. The consolidated accounts have been prepared according to uniform principles, with the subsidiaries adhering to the same accounting principles as the parent company. Acquired subsidiaries are included in the consolidated accounts based on the parent company's acquisition cost. The acquisition cost is linked to identifiable assets and liabilities in the subsidiary, which are entered in the consolidated accounts at fair value at the time of acquisition. Any excess value over and above that which can be linked to identifiable assets and liabilities is entered in the balance sheet as goodwill. Excess value in the consolidated accounts is depreciated on a straight line basis over the expected lifetime of the acquired assets.

### Subsidiaries/associated companies

Subsidiaries and associated companies are assessed according to the cost method in the association accounts and associated companies are assessed according to the cost method in the consolidated accounts. The investment is assessed at acquisition cost for the shares unless write-down has been necessary. Writing down to fair value is carried out when the reduction in value is due to causes that cannot be deemed temporary and when it is deemed necessary in accordance with good accounting practice. Write-downs are reversed when the basis for the write-down is no longer present.

### Revenue recognition

Revenue from membership fees is recognised when it is received. Contributions from the public authorities to which restrictions are attached, are recognised as income in line with expenditure linked to the supported activity. Contributions that have not been recognised as income are entered on the balance sheet as a liability under "Unused public funds". Contributions and donations from other donors and revenues earned from activities are recognised to income when the organisation has the legal right of ownership to the contribution or donation, and the value can be reliably measured. The value of funds raised and donations is appraised at fair value on the date of receipt.

### Classification of expenditure

In the activity accounts, expenditure is divided into three main categories: expenditure on generating funds, expenditure to achieve objectives and administrative expenses. Further details can be found in Notes 6, 7, 8 and 11.

Transfers of funds to related parties are posted as a cost in the accounts at the time of transfer. Further details can be found in Note 12.

### Classification and evaluation of assets and liabilities

Current assets and current liabilities comprise items that fall due within one year of the balance sheet date, as well as entries linked to circulation of stock. Other items are classified as fixed assets/long-term liabilities. The first year's repayment of a long-term liability is classified as a long-term liability. Current assets are valued at the lower of acquisition cost and fair value. Fixed assets are valued at purchase price but are written down to fair value unless the reduction in value is not expected to be temporary.

### Receivables

Accounts receivable from customers and other receivables are entered on the balance sheet at face value less a provision for expected losses.

### Inventory

Inventory is valued at the lower of acquisition cost and fair value.

### Tangible fixed assets and rights

Tangible fixed assets and rights are entered in the balance sheet and depreciated on a straight line basis over the expected lifetime of the asset. Direct maintenance of operating equipment is entered under operating expenses on an ongoing basis, while additional costs or improvements are added to the cost price of the fixed asset and depreciated in line with the fixed asset.

### Market-based financial assets

All of these financial investments are in liquid money market bond and equity funds for which daily rates are listed in active markets, primarily the Oslo Stock Exchange.

Market-based financial assets are appraised at fair value on the balance sheet date without any deductions for expenses associated with the sale. A portion of the money market funds is held primarily for the purpose of sales or buy-backs in the short term, while the remaining funds are placed in a long-term portfolio of identified instruments which are managed together. Any changes in fair value are recognised in the income statement as financial and investment income/expenses. Market value and cost price for the various investments are specified in note 19 to the accounts.

**Pension obligations**

The Norwegian Red Cross's pension scheme in the Norwegian Public Service Pension Fund is a defined-benefit pension scheme for the employees, i.e. they have a right to a future pension based on factors such as the length of service and salary at the time of retirement. Consequently, in principle, the employer has an obligation to the employees to contribute to this pension. The Norwegian Public Service Pension Fund has not made sufficient information available to allow this obligation to be calculated. Therefore, the scheme cannot be treated as a defined-benefit pension scheme for accounting purposes. Recommended practice in Norway allows pension schemes like this to be treated as contributory pension plans for accounting purposes, which in practice means that the period's pension costs are equal to the period's contributions.

The association is obliged to have an occupational pension scheme for its employees in accordance with the Norwegian Mandatory Occupational Pensions Act. The association's pension scheme fulfils the requirements of this legislation.

**Assets and liabilities in foreign currency**

Financial items in foreign currency are entered at the exchange rate valid at the end of the accounting year.

**Cash Flow Statement**

The cash flow statement is prepared in accordance with the indirect method. Cash and cash equivalents include cash, bank deposits and financial assets assessed at fair value.

**Note 1****Contributions from public authorities**

<i>All amounts in thousands of NOK</i>	Group and association	
	2020	2019
The Norwegian Ministry of Foreign Affairs	895,814	925,365
Norad	86,761	83,701
The Norwegian Ministry of Justice and Public Security	30,833	26,234
The Norwegian Directorate for Children and Family Affairs	55,820	34,430
Peace Corps	1,500	2,219
The Norwegian Directorate of Integration and Diversity (IMDI)	2,678	2,840
Innovation Norway	7,110	0
The Norwegian Directorate of Health/Ministry of Health and Care Services	17,863	19,301
The Norwegian Gaming and Foundation Authority, with VAT compensation and refund import VAT	30,407	29,234
The Directorate of the Norwegian Correctional Service	200	394
Others	6,622	8,666
<b>Total</b>	<b>1,135,609</b>	<b>1,132,384</b>

The grants must be repaid if the scale of activities fails to correspond with the assumptions on which they are based.

Of the government grants received in 2020, MNOK 54 is unused as at 31.12.2020 (MNOK 79 as at 31.12.2019).

In total, unused public funds are MNOK 133 at year-end.

These funds are expected to be recognised as revenue in 2021 based on ongoing activities, accrued as unused public funds.

**Note 2****Contributions from others**

<i>All amounts in thousands of NOK</i>	Group and association	
	2020	2019
The Norwegian Gaming and Foundation Authority, gambling profits Norsk Tipping	254,312	254,312
Contributions from sister associations	7,098	7,080
Echo	12,709	29,315
Health and rehabilitation	13,666	6,478
The Norwegian Children and Youth Council (LNU)	1,867	5,060
Others	11,659	7,884
<b>Total</b>	<b>301,310</b>	<b>310,129</b>

**Note 3****Revenue from fundraising and donations**

<i>All amounts in thousands of NOK</i>	Group		Association	
	2020	2019	2020	2019
Endowments	15,537	187	15,537	187
Unrestricted donations/contributions	4,916	4,607	3,674	1,598
Donor programme	204,784	193,408	204,784	193,408
Gifts from the business sector	15,607	12,116	15,607	12,116
Fundraising	43,052	25,297	43,052	25,297
Memorial donations	176	167	176	167
Donations given as goods and services	4,567	335	4,567	335
Legacies	19,006	9,797	19,006	9,797
<b>Total</b>	<b>307,645</b>	<b>245,914</b>	<b>306,403</b>	<b>242,905</b>

**Note 4****Revenues that fulfil the organisation's objectives**

<i>All amounts in thousands of NOK</i>	Group		Association	
	2020	2019	2020	2019
Income from online store	1,326	3,268	1,326	3,268
Advertising revenues	69	59	69	59
Delegate fees	124	1,039	124	1,039
Rental revenues	14,652	16,599	14,652	16,599
Sales revenue primary customers	26,713	37,576	3,002	2,073
Other revenues	3,526	6,922	3,526	6,922
<b>Total</b>	<b>46,410</b>	<b>65,463</b>	<b>22,699</b>	<b>29,960</b>

## Note 5

### Distribution of joint expenses - association

All amounts in thousands of NOK

All employees of the Norwegian Red Cross are employed to work on one or more special-purpose activities and their costs are distributed over the various activities.

Joint expenses are allocated to the main activities according to the number of full-time equivalents linked to each activity.

#### Joint expenses consist of the following:

	2020	2019
HR	18,414	14,801
Service & property	12,928	28,762
ICT	59,787	35,198
Communication and society	2,034	742
Financial administration	21,634	21,234
<b>Total</b>	<b>114,797</b>	<b>100,736</b>

Joint expenses	HR	Service/ property	ICT	Communication and society	Financial administration	Total	
<b>Total</b>	<b>18,414</b>	<b>12,928</b>	<b>59,787</b>	<b>2,034</b>	<b>21,634</b>	<b>114,797</b>	
Expenditure on generating funds	1,503	1,055	4,879	166	1,765	9,368	8%
Special-purpose expenses:							
2.1 Prevention and response to save lives	2,931	2,058	9,516	324	3,443	18,271	16%
2.2 Make local communities safe for children and young people	1,698	1,192	5,512	188	1,995	10,584	9%
2.3 Closeness, inclusiveness and participation	2,585	1,815	8,392	285	3,037	16,113	14%
3.1 We build a strong, adaptable and needs-oriented organisation	2,822	1,981	9,163	312	3,316	17,595	15%
3.2 We help ensure that people in vulnerable life situations have access to help	3,440	2,415	11,170	380	4,042	21,447	19%
3.3 We strengthen local capacity, build good organisational culture and develop good management	2,217	1,556	7,197	245	2,604	13,818	12%
Administration costs	1,219	856	3,959	135	1,433	7,602	7%
<b>Total</b>	<b>18,414</b>	<b>12,928</b>	<b>59,787</b>	<b>2,034</b>	<b>21,634</b>	<b>114,797</b>	<b>100%</b>

## Note 6

### Expenditure on generating funds

All amounts in thousands of NOK

	Group		Association	
	2020	2019	2020	2019
<b>Fundraising costs</b>				
Contributions and donations	62,321	62,668	62,321	62,668
Other joint expenses	6,318	9,082	6,318	9,082
<b>Total</b>	<b>68,639</b>	<b>71,750</b>	<b>68,639</b>	<b>71,750</b>
<b>Other expenditure on generating funds</b>				
Costs of maintaining membership numbers and affiliation	12,370	14,587	12,370	14,587
Gambling/royalties	888	975	888	975
Proportion of staff functions	11,676	9,899	11,676	9,899
Expenses in subsidiaries	108,513	100,394	-	0
Share of joint expenses members	1,817	1,844	1,817	1,844
Share of joint expenses other fundraising costs	344	2,483	344	2,483
<b>Total</b>	<b>135,609</b>	<b>130,182</b>	<b>27,096</b>	<b>29,788</b>

## Note 7

### Main programme 2017: Financial year 2020

All amounts in thousands of NOK

	2020	2019
<b>2.1 Prevention and response to save lives</b>		
Internationally	759,803	941,883
Nationally	195,454	67,267
Share of joint expenses	18,271	22,936
	<b>973,528</b>	<b>1,032,087</b>
<b>2.2 Make local communities safe for children and young people</b>		
Internationally	114,039	12,439
Nationally	6	77,403
Share of joint expenses	10,584	3,919
	<b>124,629</b>	<b>93,760</b>
<b>2.3 Closeness, inclusiveness and participation</b>		
Internationally	58,931	28,476
Nationally	8,727	45,551
Share of joint expenses	16,113	3,227
	<b>83,772</b>	<b>77,254</b>
<b>Total</b>	<b>1,181,929</b>	<b>1,203,101</b>

## Note 8

### Administration, percentage on special purposes and fundraising percentage - association

All amounts in thousands of NOK

According to accounting standards for non-profit organisations, administration refers to those activities carried out in order to run the organisation and those expenses that cannot be attributed to specific activities. These expenses include costs relating to senior management, audit and legal fees, preparation of public accounts, as well as costs associated with the National Congress and committees. The distribution of joint expenses is described in Note 5. The administration has its share of distributed joint expenses. Financial expenditure is reported as a proportion of resources used in managing the organisation.

	2020	2019	2018	2017	2016
Total administrative expenses	44,963	43,719	42,187	73,064	52,926
Total expenditure	2,041,512	1,992,676	1,838,826	1,949,672	1,877,933
<b>Percentage administration</b>	<b>2.2%</b>	<b>2.2%</b>	<b>2.3%</b>	<b>3.7%</b>	<b>2.8%</b>
Expenditure on special purposes	1,900,815	1,847,418	1,717,991	1,775,306	1,689,365
Total expenditure	2,041,512	1,992,676	1,838,826	1,949,672	1,877,933
<b>Percentage on special purposes</b>	<b>93.1%</b>	<b>92.7%</b>	<b>93.4%</b>	<b>91.1%</b>	<b>90.0%</b>
<b>Fundraising percentage:</b>	<b>2020</b>	<b>2019</b>	<b>2018</b>	<b>2017</b>	<b>2016</b>
Revenue from fundraising and donations	306,403	242,905	254,967	244,117	470,850
<b>Total funds raised</b>	<b>306,403</b>	<b>242,905</b>	<b>254,967</b>	<b>470,850</b>	<b>470,850</b>
Expenditure on generating funds	95,735	101,538	78,648	101,301	135,642
Other expenditure on generating funds than fundraising costs	-27,096	-29,788	-7,241	-24,641	-20,225
<b>Expenditure on generating funds</b>	<b>68,639</b>	<b>71,750</b>	<b>71,407</b>	<b>76,660</b>	<b>115,417</b>
Net funds raised	237,764	171,155	183,560	167,457	355,433
<b>Fundraising percentage</b>	<b>77.6%</b>	<b>70.5%</b>	<b>72.0%</b>	<b>68.6%</b>	<b>75.5%</b>

## Note 9

### Classification by type

All amounts in thousands of NOK

Group			Association	
2020	2019		2020	2019
<b>Revenues</b>				
1,135,609	1,132,384	Public grants	1,135,609	1,132,384
301,310	310,129	Contributions from others	301,310	310,129
307,645	245,914	Donations and contributions	306,403	242,905
311,139	287,771	Other operating income	179,416	157,634
<b>2,055,704</b>	<b>1,976,198</b>	<b>Total revenues</b>	<b>1,922,739</b>	<b>1,843,051</b>
<b>Expenses</b>				
163,905	129,169	Cost of goods	103,761	73,928
411,350	365,973	Payroll costs	370,813	320,317
22,877	15,091	Depreciation	16,647	11,081
281,359	257,392	Other operating costs	254,951	229,519
1,291,312	1,345,818	Cash contributions	1,291,312	1,345,818
<b>2,170,803</b>	<b>2,113,443</b>	<b>Total expenses</b>	<b>2,037,484</b>	<b>1,980,663</b>
<b>-115,099</b>	<b>-137,245</b>	<b>Operating surplus/deficit</b>	<b>-114,746</b>	<b>-137,612</b>
6,044	4,534	Interest income	5,410	3,868
233,791	362,802	Change in value of financial assets	233,791	362,802
-	-	Depreciation shares/subordinated loans	-	9,900
6,161	1,809	Interest charges	4,028	2,112
<b>233,674</b>	<b>365,526</b>	<b>Net financial items</b>	<b>235,173</b>	<b>354,657</b>
<b>118,575</b>	<b>228,282</b>	<b>Surplus/deficit for the year</b>	<b>120,428</b>	<b>217,045</b>
<b>Allocation of net income</b>				
		Transfer to/from equity/ext. restr.	-72,078	-38,944
		Transfer to/from equity/int. restr.	-4,339	-29,154
		Transfer to other equity	196,845	285,143
		<b>Total allocated</b>	<b>120,428</b>	<b>217,045</b>

**Note 10****Number of full-time equivalents**

	Group		Association	
	2020	2019	2020	2019
Number of FTEs - permanent employees	336	321	254	234
Number of FTEs - temporary employees	41	26	41	26
<b>Total</b>	<b>377</b>	<b>347</b>	<b>295</b>	<b>260</b>

Average full-time equivalents at the regional offices were 312 permanent/39 temporary, (these are not included in the table above). The corresponding FTE figures for 2019 were 287/43.

**Note 11****Remuneration to management**

All amounts in thousands of NOK

**Remuneration to senior executives**

	Secretary General	National Congress
Salaries	1,244	0
Pension costs	24	0
Other benefits	152	0

**Auditor's fees are distributed as follows (incl. VAT):**

	Group	The Norwegian Red Cross
Auditing services	968	615
Other certification services	1,604	1,583
Advice on taxes and duties	178	178
Other assistance	651	431
<b>Total</b>	<b>3,399</b>	<b>2,806</b>

**Note 12****Transactions with close associates**

The Norwegian Accounting Act requires disclosure of transactions with close associates. The International Federation of Red Cross and Red Crescent Societies (IFRC), all Red Cross regional offices, local Red Cross branches, subsidiaries and the Norwegian Red Cross Humanitarian Fund are close associates of the Norwegian Red Cross. An overview of important transactions with these parties is shown below.

Employer responsibility for staff at the Norwegian Red Cross and 18 of the 19 regional offices lies with the Norwegian Red Cross. The regional offices are invoiced monthly for salary costs. The regional offices also receive a proportion of pro bono joint services such as switchboard, ICT, HR, accounts and payroll.

All amounts in thousands of NOK

	2020	2019
<b>From the IFRC</b>		
Direct contributions to international activities	17,872	18,536
<b>To the IFRC</b>		
Contributions to various programmes	99,913	142,692
Membership fees	5,490	5,472

**Note 12 (continued)**

All amounts in thousands of NOK

	2020	2019
<b>From Norwegian Red Cross regional offices</b>		
Donations for disasters		
Salaries/travel expenses	153,538	144,936
<b>To Norwegian Red Cross regional offices</b>		
Outlay salaries/travel expenses	153,538	144,936
General grants	80,367	77,309
Services provided (pro bono)		42,144
Transfers to "Holidays for All"	41,707	34,630
Support for various local activities	8,204	8,460
Support for care activities	49,632	10,280
Transfers relating to Red Cross helpline	13,369	
Support for disaster preparedness and search and rescue corps work	2,541	14,095
Transfers of proportion of membership fees	3,237	3,149
Transfers of business sector support	18,308	2,325
Transfers from ExtraStiftelsen		3,589
Support for child and youth activities	17,239	27,509
Support for youth delegates		644
Support for the refugee crisis	10,243	14,929
Skills enhancement	3,320	8,308
<b>From local branches</b>		
Donations for disasters		
<b>To local branches</b>		
Transfers of proportion of membership fees	31,510	32,477
Support for disaster preparedness and search and rescue corps work	373	2,422
Support for various local activities	1,156	96
Transfers of share of Panto lottery	44,055	30,933
Support for care activities	7,679	4,920
Transfers from FriFond	2,100	3,142
Support for children's activities		2,322
Transfers from ExtraStiftelsen		1,794
Transfers of business sector support	8,899	350
Support for the refugee crisis	600	9,867
<b>To subsidiaries</b>		
Purchase of stays at centres and first aid products	1,131	2,798
<b>From subsidiaries</b>		
Rent and telephony	88	6,613
<b>From the Norwegian Red Cross Humanitarian Fund</b>		
Contributions for special purposes	207	187

The Norwegian Red Cross Humanitarian Fund is an independent foundation, but has the same board as the Norwegian Red Cross.

## Note 13

### Facilities

All amounts in thousands of NOK

GROUP 2020	Facilities under construction	Intangible assets	Plots, buildings, real estate	Operating equipment, fixtures, equipment,	means of transport	Total operating equipment fixtures, equipment, means of transport	Total tangible fixed assets
Acquisition cost as at 1.1	1,258	30,995	326,179	184,341	19,564	203,905	562,337
Transfer between facilities throughout the year	-767						-767
Additions during the year	16,844	10,093		2,001	227	2,228	29,165
Disposals during the year				-141		-141	-141
<b>Acquisition cost as at 31.12</b>	<b>17,335</b>	<b>41,088</b>	<b>326,179</b>	<b>186,201</b>	<b>19,791</b>	<b>205,992</b>	<b>590,594</b>
Accumulated depreciation as at 1.1		-15,410	-81,447	-146,722	-18,714	-165,436	-262,293
Ordinary depreciation for the year		-5,367	-4,754	-12,604	-152	-12,756	-22,877
Acc.depreciation decrease							
<b>Accumulated depreciation as at 31.12</b>		<b>-20,777</b>	<b>-86,201</b>	<b>-159,326</b>	<b>-18,866</b>	<b>-178,192</b>	<b>-285,170</b>
Accumulated write-downs as at 1.1							
Ordinary write-downs for the year							
Reversal of write-downs							
Accumulated write-downs as at 31.12							
<b>Book value as at 31.12</b>	<b>17,335</b>	<b>20,311</b>	<b>239,978</b>	<b>26,875</b>	<b>925</b>	<b>27,800</b>	<b>305,425</b>
Economic life		0-5 years	50-100 years	3 - 5 years	3 - 5 years		

Straight line depreciation has been used for all tangible fixed assets, except plots. Intangible assets in the balance sheet also consist of deferred tax advantages in the subsidiaries.

ASSOCIATION 2020	Facilities under construction	Intangible assets	Plots, buildings, real estate	Operating equipment, fixtures, equipment,	means of transport	Total operating equipment fixtures, equipment, means of transport	Total tangible fixed assets
Acquisition cost as at 1.1	1,258		324,199	170,267	15,870	186,137	511,594
Transfer between facilities throughout the year	-767					-	-767
Cost recognition of previous activations						-	-
Additions during the year	16,844		-	461	-	461	17,306
Disposals during the year				-141	-	-141	-141
<b>Acquisition cost as at 31.12</b>	<b>17,335</b>		<b>324,199</b>	<b>170,587</b>	<b>15,870</b>	<b>186,458</b>	<b>527,992</b>
Accumulated depreciation as at 1.1	-		-79,539	-135,137	-15,870	-151,007	-230,546
Ordinary depreciation for the year	-		-4,015	-12,632	-	-12,632	-16,647
Acc.depreciation decrease						-	-
<b>Accumulated depreciation at 31.12</b>	<b>-</b>		<b>-83,554</b>	<b>-147,769</b>	<b>-15,870</b>	<b>-163,639</b>	<b>-247,193</b>
Accumulated write-downs as at 1.1	-		-	-	-	-	-
Ordinary write-downs for the year	-		-	-	-	-	-
Reversal of write-downs							
Accumulated write-downs as at 31.12	-		-	-	-	-	-
<b>Book value as at 31.12</b>	<b>17,335</b>		<b>240,645</b>	<b>22,819</b>	<b>0</b>	<b>22,819</b>	<b>280,798</b>
Economic life		0-5 years	50-100 years	3 - 5 years	3 - 5 years		

Straight line depreciation has been used for all tangible fixed assets, except land.

## Note 14

### Investments in subsidiaries/associated companies

All amounts in thousands of NOK

The Norwegian Red Cross directly owned the following companies at 31.12.2020:

Company	Acquisition year	Voting share/ Ownership share	Cost price	Capitalised 31.12.2018	Capitalised 31.12.2019	Equity ratio as at 2019	Profit/loss share 2019
Røde Kors Husene AS, Hausmannsgt 7, 0186 Oslo	2004	100%	61,335	19,516	19,516	1 393	-5,020
			<b>61,335</b>	<b>19,516</b>	<b>19,516</b>	<b>1,393</b>	<b>-5,020</b>

Røde Kors Husene AS owns the following companies as of 31.12.2019:

Company	Acquisition year	Voting share/ Ownership share	Cost price	Equity ratio as at 31.12.2019	Profit/loss share 31.12.2019
Norges Røde Kors Sentrene AS, Hausmannsgt 7, 0186 Oslo	2016	100%	1,008	7,716	-1,015
Røde Kors Førstehjelp AS, Sandbrekkveien 95, 5225, Nesttun	2016	100%	4,408	8,707	1,890
FairChance Norway AS, Hausmannsgt 7, 0186 Oslo	2016	100%	25,000	569	-2,912
RK Tøy og Tekstil AS, Hausmannsgt 7, 0186 Oslo	2017	100%	5,000	11,869	-1,861
Hogst AS, Klæbuveien 118, 7031 Trondheim	2016	80%	4,000	-25	-259

In addition, Red Cross Førstehjelp AS invested MNOK 7.8 in Eir AS, org. no. 997 222 672.

## Note 15

### Shares in other companies

All amounts in thousands of NOK

	Voting share/ Ownership interest	Acquisition Cost	Capitalised 31.12.2020	Capitalised 31.12.2019
Shares in Norsk Pantelotteri AS	40%	28,000	19,369	19,369
Shares in "De 10 Humanitære AS"	13%	15	15	15
Shares in Ambulansforum AS	44%	44	44	44
Other		164	164	164
<b>Total</b>		<b>28,223</b>	<b>19,592</b>	<b>19,592</b>

## Note 16

### Other long-term receivables

All amounts in thousands of NOK

	Group		Association	
	2020	2019	2020	2019
Other long-term receivables that fall due in more than one year constitute:				
Loans to subsidiaries			15,590	15,690
Loans to Norwegian Red Cross associations - 2nd priority mortgage		1,708	0	0
<b>Total</b>	<b>0</b>	<b>1,708</b>	<b>15,590</b>	<b>15,690</b>

**Note 17****Inventory**

All figures in thousands of NOK

	Group		Association	
	2020	2019	2020	2019
Emergency stores	5,768	10,813	5,768	10,813
Other goods	9,497	11,204	138	1,432
<b>Total</b>	<b>15,265</b>	<b>22,017</b>	<b>5,906</b>	<b>12,245</b>

As of 31.12.2020, the Red Cross store had been discontinued, and this resulted in a sharp reduction in inventory.

**Note 18****Other receivables**

All amounts in thousands of NOK

	Group		Association	
	2020	2019	2020	2019
<b>Other receivables</b>				
Accrued income	33,687	32,487	33,687	32,487
Pre-paid expenses	18,739	24,884	18,739	24,884
Other short-term receivables	30,166	25,465	27,211	19,099
<b>Total</b>	<b>82,592</b>	<b>82,836</b>	<b>79,637</b>	<b>76,470</b>

**Note 19****Market-based financial assets**

All amounts in thousands of NOK

2020				
Type of fund	Market value	Cost price	Return	Return in %
Bond funds	1,008,898	922,131	57,406	6.09 %
Money market funds	622,744	621,584	8,313	1.47%
Equity funds	1,549,975	933,626	166,780	11.75%
<b>Total</b>	<b>3,181,617</b>	<b>2,477,341</b>	<b>232,499</b>	<b>8.28%</b>

2019				
Type of fund	Market value	Cost price	Return	Return in %
Bond funds	951,492	912,397	46,484	5.17%
Money market fund	645,121	645,243	12,176	1.90%
Equity funds	1,459,580	824,196	298,458	24.01%
<b>Total</b>	<b>3,056,193</b>	<b>2,381,836</b>	<b>357,118</b>	<b>13.86%</b>

The Norwegian Red Cross has invested MNOK 3,182 in market-based shares and bonds. All of the investments are in securities funds and have been designed to take account of safety, the spread of risk, liquidity and ethical considerations, in accordance with the guidelines laid down by the Board.

The Norwegian Red Cross adopts a conscious attitude to relative risk in the various markets in which it invests. In order to manage the risk relative to the index/market, some parts of the interest and equity portfolio will always be attempted to be invested under index-linked or near-index-linked management. Relative risk is an indication of how much the active return on the fund may fluctuate both positively and negatively in relation to the market (i.e. in relation to the reference index).

**The active returns on investments in 2020 were as follows:**

Norwegian shares:	4.8%
Foreign shares:	3.9%
Norwegian interest (Norwegian bonds + Norwegian money market):	3.1%
Foreign interest:	0.5%

**Note 20****Cash and bank deposits**

All amounts in thousands of NOK

	Group		Association	
	2020	2019	2020	2019
<b>Cash and bank deposits</b>	<b>409,589</b>	<b>362,848</b>	<b>380,471</b>	<b>331,052</b>
Of which the following is restricted:				
Withholding tax				
Unused public funds*	17,820	8,311	15,599	6,377
Total restricted funds	132,864	81,313	132,864	81,313
<b>Liquid funds at the disposal of the Norwegian Red Cross</b>	<b>150,684</b>	<b>89,624</b>	<b>148,463</b>	<b>87,690</b>
	<b>258,906</b>	<b>273,224</b>	<b>232,009</b>	<b>243,361</b>

\* According to the terms for such funds, the credited interest devolves to the state and not the Norwegian Red Cross.

**Note 21****Equity**

All amounts in thousands of NOK

The Norwegian Red Cross Group	Equity External restriction	Equity Internal restriction	Other Equity	Total Equity
Equity as at 1.1	344,229	30,501	3,185,844	3,560,574
Funds carried over	297,712	0		297,712
Funds transferred to activities	-369,788	-4,339	194,990	-179,137
<b>Profit/loss for the year</b>	<b>-72,076</b>	<b>-4,339</b>	<b>194,990</b>	<b>118,575</b>
<b>Equity as at 31.12</b>	<b>272,153</b>	<b>26,163</b>	<b>3,380,834</b>	<b>3,679,150</b>

Association	Equity External restriction	Equity Internal restriction	Other Equity	Total Equity
Equity as at 1.1	344,229	30,501	3,153,367	3,528,097
Funds carried over	297,712	0	0	297,712
Funds transferred to activities	-369,788	-4,339	196,845	-177,282
<b>Profit/loss for the year</b>	<b>-72,076</b>	<b>-4,339</b>	<b>196,845</b>	<b>120,430</b>
<b>Equity as at 31.12</b>	<b>272,153</b>	<b>26,163</b>	<b>3,350,212</b>	<b>3,648,528</b>



**Note 22****Other long-term liabilities**

All amounts in thousands of NOK

	Group		Association	
	2020	2019	2020	2019
<b>Loans from credit institutions</b>				
Loans due later than one year constitute:	4,503			
Mortgage, rehabilitation Hausmannsgate 7	61,100	63,700	61,100	63,700
<b>Total long-term liabilities</b>	<b>65,603</b>	<b>63,700</b>	<b>61,100</b>	<b>63,700</b>

In 2019, the Norwegian Red Cross took out a mortgage in DNB of MNOK 65. The loan has a maturity of 4 years and is related to the rehabilitation of Hausmannsgate 7. The loan is granted at floating interest rates with a margin of 1.3% p.a. The loan is taken up with 1st priority mortgage rights in Gnr/Bnr 208/906 - Hausmannsgate 7.

**Note 23****Other short-term liabilities**

All amounts in thousands of NOK

	Group		Association	
	2020	2019	2020	2019
Allocated holiday pay	33,334	4,657	33,334	32,103
Income to be redistributed		0	-7	0
Other short-term liabilities	18,408	59,317	22,280	34,382
<b>Total</b>	<b>51,742</b>	<b>66,265</b>	<b>55,607</b>	<b>68,776</b>





BDO AS  
Munkeidamsveien 45  
Postboks 1704 Vika  
0121 Oslo

## Independent Auditor's Report

To the Control Committee of Norwegian Red Cross

Report on the Audit of the Financial Statements

### Opinion

We have audited the financial statements of Norwegian Red Cross.

#### The financial statements comprise:

- The financial statements of the society, which comprise the balance sheet as at 31 December 2020, the activity statement and cash flows for the year then ended, and notes to the financial statements, including a summary of significant accounting policies, and
- The financial statements of the group, which comprise the balance sheet as at 31 December 2020, the activity statement and cash flows for the year then ended, and notes to the financial statements, including a summary of significant accounting policies.

#### In our opinion:

- The financial statements are prepared in accordance with the law and regulations.
- The accompanying financial statements give a true and fair view of the financial position of Norwegian Red Cross as at 31 December 2020, and its financial performance and its cash flows for the year then ended in accordance with the Norwegian Accounting Act and accounting standards and practices generally accepted in Norway.
- The accompanying financial statements give a true and fair view of the financial position of the group Norwegian Red Cross as at 31 December 2020, and its financial performance and its cash flows for the year then ended in accordance with the Norwegian Accounting Act and accounting standards and practices generally accepted in Norway.

### Basis for Opinion

We conducted our audit in accordance with laws, regulations, and auditing standards and practices generally accepted in Norway, including International Standards on Auditing (ISAs). Our responsibilities under those standards are further described in the Auditor's Responsibilities for the Audit of the Financial Statements section of our report. We are independent of the Society and the Group as required by laws and regulations, and we have fulfilled our other ethical responsibilities in accordance with these requirements. We believe that the audit evidence we have obtained is sufficient and appropriate to provide a basis for our opinion.

### Other information

Management is responsible for the other information. The other information comprises the annual report, but does not include the financial statements and our auditor's report thereon.



Our opinion on the financial statements does not cover the other information and we do not express any form of assurance conclusion thereon.

In connection with our audit of the financial statements, our responsibility is to read the other information and, in doing so, consider whether the other information is materially inconsistent with the financial statements or our knowledge obtained in the audit or otherwise appears to be materially misstated.

If, based on the work we have performed, we conclude that there is a material misstatement of this other information, we are required to report that fact. We have nothing to report in this regard.

### Responsibilities of the National Board and the Secretary General for the Financial Statements

The National Board and the Secretary General (management) are responsible for the preparation and fair presentation of the financial statements in accordance with the Norwegian Accounting Act and accounting standards and practices generally accepted in Norway, and for such internal control as management determines is necessary to enable the preparation of financial statements that are free from material misstatement, whether due to fraud or error.

In preparing the financial statements, management is responsible for assessing the Society's and the Group's ability to continue as a going concern, disclosing, as applicable, matters related to going concern. The financial statements use the going concern basis of accounting insofar as it is not likely that the enterprise will cease operations.

### Auditor's Responsibilities for the Audit of the Financial Statements

Our objectives are to obtain reasonable assurance about whether the financial statements as a whole are free from material misstatement, whether due to fraud or error, and to issue an auditor's report that includes our opinion. Reasonable assurance is a high level of assurance, but is not a guarantee that an audit conducted in accordance with ISAs will always detect a material misstatement when it exists. Misstatements can arise from fraud or error and are considered material if, individually or in the aggregate, they could reasonably be expected to influence the economic decisions of users taken on the basis of these financial statements.

For further description of Auditor's Responsibilities for the Audit of the Financial Statements reference is made to:

<https://revisorforeningen.no/revisjonsberetninger>

### Report on Other Legal and Regulatory Requirements

#### Opinion on the National Board's report

Based on our audit of the financial statements as described above, it is our opinion that the information presented in the National Board's report concerning the financial statements, the going concern assumption, and the proposal for the allocation of the profit is consistent with the financial statements and complies with the law and regulations.

#### Opinion on Registration and Documentation

Based on our audit of the financial statements as described above, and control procedures we have considered necessary in accordance with the International Standard on Assurance Engagements (ISAE) 3000, «Assurance Engagements Other than Audits or Reviews of Historical Financial




Information», it is our opinion that management has fulfilled its duty to produce a proper and clearly set out registration and documentation of the Society's and the Group's accounting information in accordance with the law and bookkeeping standards and practices generally accepted in Norway.

Oslo, 20.05.21  
BDO AS

Terje Tvedt  
State Authorised Public Accountant

Note: Translation from Norwegian prepared for information purposes only.

Rjukan and Tinn Red Cross Search and Rescue Corps have been called out on many rescue missions at Gaustatoppen during the summer. These are demanding rescue missions in the high mountains and the volunteer members have put in a phenomenal effort at all times.



## SECRETARY GENERAL

Bernt G. Apeland

## NORWEGIAN RED CROSS PATRON

HRH Crown Princess Mette-Marit

## NORWEGIAN RED CROSS HONORARY MEMBERS

HM Queen Sonja

Astrid Nøklebye Heiberg († 2.2.2020)

Sven Mollekleiv

## AWARDS 2020

### Norwegian Red Cross Badge of Honour

Hanne Marie Heggdal, Sogn og Fjordane Red Cross

Robert Mood, Akershus Red Cross

### Norwegian Red Cross Merit Medal

Audun Tron, Oppland Røde Kors

Øistein Valde, Møre og Romsdal Red Cross,

Lars Nervik, Rogaland Red Cross, awarded Post Mortem

### Norwegian Red Cross Search and Rescue Corps Merit Medal

Anne-Grete Bøe, Hordaland Røde Kors.

Svein Johnny Langåker, Rogaland Røde Kors

## BOARD OF TRUSTEES 2020

Chairman	<b>Trude Mathisen</b>
Vice-Chair-person	<b>Trond Midtbøen</b> (until 4.10.20) <b>Odd Erik Loftesnes</b> (after 4.10.20)
Members	<b>Odd Erik Loftesnes</b> (until 4.10.20) <b>Kjell Hasselgren</b> (after 4.10.20) <b>Audun Tron</b> (until 4.10.20) <b>Hanne Heggdal</b> (after 4.10.20) <b>Bernt Tore Djuv Meling</b> (until 4.10.20) <b>Kari Johanne Skasdammen</b> (after 4.10.20)
Co-opted member	<b>Bodil Wenche Einang</b> (until 4.10.20) <b>Linn Nikkerud</b> (after 4.10.20)

## CENTRAL NOMINATION COMMITTEE

ELECTED AT THE 2020 NATIONAL CONGRESS

Chairman	<b>Charlott Gyllenhammar Nordström</b>
Member	<b>Rahman Chaudhry</b> <b>Linda Paulsen</b> <b>John Sjursø</b> <b>André Støylen</b>
1st Co-opted member	<b>Stian Karles Rognhaug Taraldset</b>
2nd Co-opted member	<b>Øivind Granlund</b>

## NATIONAL CONGRESS 2020

President	<b>Robert Mood</b> (until 4.10.20) <b>Thor Inge Sveinsvoll</b> (after 4.10.20)
Vice-President	<b>Hanne Heggdal</b> (until 4.10.20) <b>Nita Kapoor</b> (after 4.10.20)
Vice-President	<b>Morten Støldal</b>
Board member	<b>Johan Audestad</b> (until 4.10.20) <b>Einar Buø</b> (after 4.10.20)
Board member	<b>Trude Glad</b> (until 4.10.20) <b>Kjell Hasselgren</b> (after 1.04.20 until 4.10.20) <b>Francis D'Silva</b> (after 4.10.20)
Board member	<b>Nita Kapoor</b> (until 4.10.20) <b>Kristin Ingebrigtsen</b> (after 4.10.20)
Board member	<b>Mette Skavnes</b> (until 4.10.20) <b>Margit Hermundsgård</b> (after 4.10.20)
Board member	<b>Steffen Kristiansen</b>
Board member	<b>Anne Tingelstad Wøien</b> (until 4.10.20) <b>Anette Remme</b> (after 4.10.20)
Board member from the Central Council	<b>Thor Inge Sveinsvoll</b> (until 4.10.20) <b>Hanne Refsholt</b> (after 4.10.20)
Board member from the Central Council	<b>Geir Waaler</b> (until 4.10.20) <b>Kine Grande</b> (after 4.10.20)
Board member from the Central Council	<b>Laila Synøve Sande</b>
Board member from the Central Council	<b>Synnøve E. Aksnes</b>
Board member from The Red Cross Search and Rescue Corps	<b>Kjersti Løvik</b>
Board member from The Red Cross Care Services	<b>Pernille Backer Lemming</b>
Board member from The Red Cross Youth	<b>Robert Flobergseter</b> (until 1.11.20) <b>Solveig Ugland</b> (after 1.11.20)
Board member, employee representative	<b>Thorbjørn Fosse</b> (until 4.10.20) <b>Unni Sølberg</b> (after 4.10.20)
Co-opted member	<b>Kjell Hasselgren</b> (until 4.10.20) <b>Camilla Folkestad Skjærdal</b> (after 4.10.20)
Co-opted member	<b>Anne Elisabeth Lie</b> (until 4.10.20)
Co-opted from the Central Council	<b>Hanne Refsholt</b> (until 4.10.20) <b>Anders Lervold</b> (until 4.10.20) <b>Dag Røberg</b> (after 4.10.20) <b>Øystein Valde</b> (after 4.10.20) <b>Steinar Lian</b> (after 4.10.20)
Co-opted member from The Red Cross Search and Rescue Corps	<b>Kenneth Gulbrandsøy</b>
Co-opted member from The Red Cross Care Services	<b>Marit Solhaug Gjerstad</b> (until 4.10.20) <b>Kirsti Tørbakken</b> (after 4.10.20)
Co-opted member from The Red Cross Youth	<b>Andrea Edlund</b> (until 1.11.20) <b>Stine Marie Vørner</b> (after 1.11.20)
Co-opted member, employee representative	<b>Trude Marie Nilsen</b> (until 4.10.20) <b>Peter Meyer</b> (after 4.10.20)

River rescue is so demanding and risky that it requires specialists. The river rescue group Sogn og Fjordane Red Cross Search and Rescue Corps is given some of our most challenging assignments. They train for many hours to learn how running water works.



 **Norwegian Red Cross**

**The Norwegian Red Cross**

Hausmannsgt 7, 0186 Oslo || PB 1, Grønland, 0133 Oslo

(+47) 22 05 40 00 || [post@redcross.no](mailto:post@redcross.no)

[rodekors.no](http://rodekors.no)